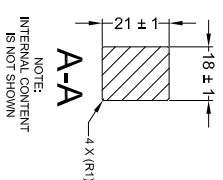
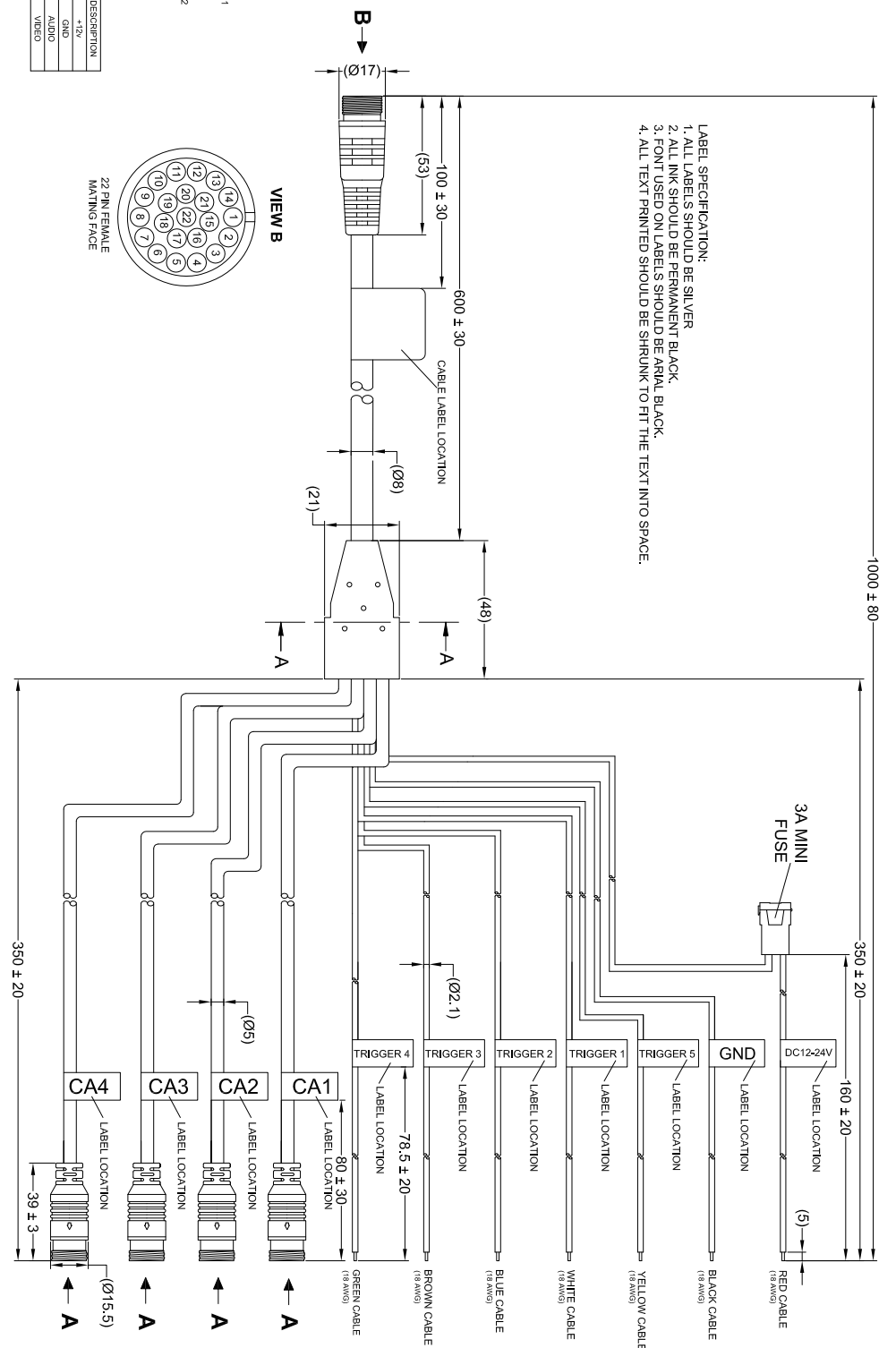
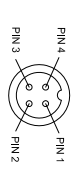


LABEL SPECIFICATION:
 1. ALL LABELS SHOULD BE SILVER
 2. ALL INK SHOULD BE PERMANENT BLACK.
 3. FONT USED ON LABELS SHOULD BE ARIAL BLACK.
 4. ALL TEXT PRINTED SHOULD BE SHRUNK TO FIT THE TEXT INTO SPACE.

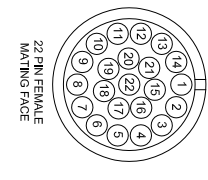


VIEW A



PIN #	WIRE COLOUR	DESCRIPTION
1	RED	+12V
2	BLACK/SHIELD	GND
3	WHITE	AUDIO
4	YELLOW	VIDEO


VIEW B



VIEW B WIRE COLOUR	RED	WHITE/BLUE	BLUE	BROWN	PURPLE	SHIELD	YELLOW	WHITE/WHITE/BLACK	YELLOW	WHITE/RED	LIGHT RED	WHITE	LIGHT GREEN	BLACK	WHITE/RED	WHITE/GREEN	ORANGE	LIGHT BLUE	GREEN	WHITE/WHITE/BLACK	WHITE/LIGHT GREEN	NOT USED	NOT USED	
VIEW B PIN NUMBER	1	2	3	4	5	6	7	8	9	10	11	12	13	14	15	16	17	18	19	20	21	22		
CA1	/	/	/	/	/	2	4	3	1	/	/	/	/	/	/	/	/	/	/	/	/	/	/	
CA2	/	/	/	/	/	2	4	3	1	/	/	/	/	/	/	/	/	/	/	/	/	/	/	
CA3	/	/	/	/	/	2	4	3	1	/	/	/	/	/	/	/	/	/	/	/	/	/	/	
CA4	/	/	/	/	/	2	4	3	1	/	/	/	/	/	/	/	/	/	/	/	/	/	/	
COLOUR	RED	GREEN	BLUE	BROWN	WHITE	BLACK	YELLOW	WHITE	RED	YELLOW	WHITE	WHITE	YELLOW	BLACK	RED	WHITE	ORANGE	LIGHT BLUE	GREEN	WHITE/BLACK	WHITE/GREEN	NOT USED	NOT USED	
DESCRIPTION	DC12-24V	TRIG. 4	TRIG. 2	TRIG. 3	TRIG. 1	GND	CA1 VID	CA1 AUD	CA1 12V	CA2 VID	CA2 AUD	GND	CA2 12V	CA2 VID	CA3 12V	CA3 VID	CA4 VID	CA4 AUD	CA4 12V	CA3 VID	CA3 AUD	TRIG. 5		

NOTES:
 1. FOR CABLE LABEL SPECIFICATION REFER TO LATEST REVISION OF DRAWING: BE-Q01500-XX-11.
 2. CABLE TO BE HELD NEATLY TOGETHER BY TWIST THE.
 3. ALL STRIPPED ENDS SHOULD BE TINNED.
 4. CONNECTOR GUIDES MUST LINE UP WITH ARROWS.
 5. FOR MANUFACTURE CONTROL REFER TO ASSEMBLY PLANT DRAWING NO. SV412-43 REV. 1:1
 6. MAXIMUM POSSIBLE RESISTANCE PERMITTED FOR CABLES IS 1.2Ω.

PROPRIETARY NOTICE
 THIS DESIGN AND TECHNICAL INFORMATION APPEARING ON THIS DRAWING IS THE PROPERTY OF BRIGADE ELECTRONICS, AND IS DISCLOSED IN CONFIDENCE. IT IS NOT TO BE COPIED, REPRODUCED, REVISED TO OR EXPROPRIATED BY OTHERS, EITHER IN WHOLE OR IN PART WITHOUT THE EXPRESS WRITTEN CONSENT OF BRIGADE ELECTRONICS.



Assembly PI Approval YIANG ZHANG (12/07/16)		Approved by B. JOHN		Checked by R. PENNILEY		Drawn by M. BUTLER	
Angle of Projection Third Angle		Units mm		Scale N/A		Released 12/07/16	
Status RELEASED		Part No 4569A		Released 12/07/16		Assembly Ref VB-V-7XXFM-CA	
				Part No BE-003293-00-16			